

1. Participants are muted to avoid interruption during presentation. Please **post your questions via chat during the presentation** and we will respond to you.
2. Meeting host will be playing music before the meeting starts. **If you don't hear the music**, you may be experiencing an audio issue. In this case, **please dial in from another device to listen to the presentation.**
 - Dial-in number: +65 3165 1065
 - Meeting ID: 849 1409 3704
 - Password: 429102
3. Meeting will be recorded for sharing purposes.





Virtual Desktop with Chromebook

Transform your work
experience

Brought to you by
NUS IT



Protect University's Computing Resources and Data

Digital Workspace 2.0

An evolution of traditional workspace that provides a platform for users to work from anywhere on any devices securely



Microsoft Windows 10 with
pre-installed applications



Enroll your Windows or Mac
machines to be able to access
corporate resources securely and
seamlessly

Why Chromebook as default computing device?

- Secured and hardened device
- Cost-effective

What if I can't use one?

- Submit **exception request** through nTouch (<https://nTouch.nus.edu.sg>)
- Requests shall be assessed by NUS IT and approved by the Chief Information Technology Officer (CITO)




Virtual Desktop with Chromebook

Default Computing Device for New and Existing Staff for New and Replacement devices.

Guidelines for Personal Computers & Equipment, Section 1.1

Virtual Desktop with Chromebook Launch Video

Our Agenda




Introduction

Why Virtual Desktop
with Chromebook?



Demonstration

See Virtual Desktop in
action!



Getting It

Available models and
how to get one



More Information

Resources

Introduction

Why Virtual Desktop with Chromebook?




The Problem

Lack of mobility and no webcam for teleconferencing




Staff with Desktops

Not portable: cannot bring for meetings, trainings and WFH



Staff with Thin-Clients

Not portable and no webcam for teleconference



Staff needing new laptop

Long lead time for new laptops and they are more expensive than Chromebooks

The Solution

Adopt new technologies such as cloud computing and virtualisation to bring innovative solutions

Virtual Desktop with Chromebook

Comprises of

- Remote servers running Microsoft Windows 10
- Pre-installed common applications
- Access Virtual Desktop with Chromebook


Examples of Pre-installed Applications

- MS Office, including Project and Visio
- Adobe Creative Cloud
- Browser (Firefox, Google Chrome, Microsoft Edge)
- Power BI Desktop
- Web-conference (Microsoft Teams, Zoom)
- nBox
- Power Automate Desktop




Benefits

Virtualised Windows on a Light-weight Machine




Mobility

Carry around easily
Longer battery lifespan
Cost-effective




Ready-for-use

Quick access to Virtual Desktop: Windows 10
Pre-installed with commonly-used applications



Data Protection

Automatic patching
Data encrypted in storage



Performance

Fast to boot
Runs on upgradeable High-performance backend servers

Demonstration

See Virtual Desktop in Action



SETTING UP YOUR VIRTUAL DESKTOP

with CHROMEBOOK

Demonstration

Using Virtual Desktop

- Launch
- Disconnect and Sign Out for the day
- Disconnect and Shut Down at end of work week

One-time Setup

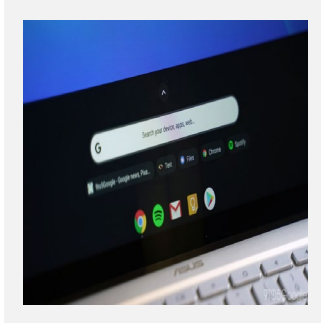
- External Display
- Virtual Meeting (Audio)

Tips

- Configure Shortcut Keys
- Check for Updates

Setting Up Virtual Desktop with Chromebook **Demo Video**

Adapting to New Technology




Chrome OS

Chrome OS Task Bar at Bottom




Keyboard

No <Cap Lock> or <Delete> keys



Shortcut Keys

Customisable for quick access



End of Day

Always "Disconnect", followed by "Sign out" or "Shut down"

Getting a Chromebook

Available Models and How to Get One

Chromebook Models



	Dell Latitude 7410	Lenovo IdeaPad Flex 5	Asus CX9400
Screen	14" Full HD Touch	13.3" Full HD Touch	14" Full HD Touch
Weight	1.39kg	1.35kg	1.05kg
CPU	Intel i5	Intel i3	Intel i5
Memory	8GB	4GB	8GB
Disk	128GB	64GB	128GB
HDMI	1	NA	1
USB C/TB Ports	2 USB C with Power Delivery	USB C, USB C with Power Delivery	2 TB4 with Power Delivery
USB A Ports	2	1	1
Notes	With/Without LTE	Stylus	Finger-print Sensor



Quiz

Fastest Fingers Win!

Get Ready

Scan QR code or visit pollev.com/dws2



Enter NUSNET ID as Screen Name

Welcome to alow's presentation!

Introduce yourself
Enter the screen name you would like to appear alongside your responses.


Name

[Continue](#)

[Skip](#)

Using a screen name allows the presenter and other participants to attach your screen name to your responses. You can change your screen name at any time.

Click "Log in with SSO"



Pre-registration required
Please log in to the Poll Everywhere account registered with Amy Low Amy Low to respond. For assistance contact Amy Low Amy Low.

[Log in with SSO](#)

Enter Email Address

Poll Everywhere sign
This is your last stop before

First name

Last name

Email

More Information

Resources

Support

 **NUS IT Digital Workspace Support**

 **nusitdigitalworkspace@nus.edu.sg**

 **<https://nusit.nus.edu.sg/digital-workspace>**



More Information

Digital Workspace

(Virtual Desktop with Chromebook)

- <https://nusit.nus.edu.sg/digital-workspace>
 - Doodle video with more details
 - Guidelines for Personal Computers & Equipment
 - Usage Guides for
 - First-time Setup
 - Using Virtual Desktop
 - Tips

nTouch

- <https://ntouch.nus.edu.sg>
 - Frequently Asked Questions (Knowledge Articles)
 - How-to/What-is
 - Solutions

And Coming Soon...

○ Next eMeet


Date	Time	eMeet (Zoom links)
2 Sep, Thu	2pm to 3pm	https://nus-sg.zoom.us/j/81409987402?pwd=VjJyVndKSXptcjV0WVJNT2pRL0F2dz09

○ Digital Scratch Game with exciting prizes

○ Self-Collection Dell Locker

Quiz Winners

Screen Name	Rank
Question 1	
Name1	1
Name2	2
Name3	3
Question 2	
Name1	1
Name2	2
Name3	3
Question 3	
Name1	1
Name2	2
Name3	3





Thank You

Virtual Desktop with Chromebook
Transform Your Work Experience

NUS IT